

SL

BY WESTERN LIGHTING

SLIM PROFILE STEEL

EXIT, STAIR, STAIRWAY
FIRE ESCAPE

LED, FLUORESCENT, OR INCANDESCENT

SPECIFICATIONS

<p>HOUSING: 20 gauge cold rolled steel is standard, Stainless Steel Also Available. (see FINISH).</p> <p>INSCRIPTION: Full 6" high x 3/4" stroke red letters on phosphorescent glass panel. Red letters on white "-R/W" Green letters on white "-G/W" Consult factory for special inscriptions and graphics "-SG"</p> <p>LAMPS: White LED 4.5 watt "-LED" (Fire Escape Signs are 9 watt) Two 7w compact fluorescent "-PL7" Two 20T6 1/2/DC/IF "-LL"</p> <p>VOLTAGE: LED or Fluorescent 120 or 277, Specify Voltage Incandescent is available in 120 volt only.</p> <p>FINISH: Baked white painted housing "-WH" Black "-BL" Dark bronze "-DBZ" Brushed stainless steel "-SS"</p>	<p>MOUNTING: 7/8" diameter knockouts are provided on top, side and back. For Canopy kit see options.</p> <p>OPTIONS: For pendant mounting "-PND-(length)" Canopy mounting "-CPY"</p> <p>CODES: Complies with UL 924, NEC and Life Safety Code. ETL listed. Meets the Municipal Code of Chicago and is approved by the Chicago Bureau of Fire Prevention.</p> <p>DIMENSIONS: Stair and exit are the same size Canopy adds 9/16".</p> <table border="1"> <thead> <tr> <th></th> <th>EXIT or STAIR</th> <th>FIRE ESCAPE, STAIRWAY</th> </tr> </thead> <tbody> <tr> <td>Height</td> <td>8-1/4"</td> <td>8-3/4"</td> </tr> <tr> <td>Width</td> <td>12-3/8"</td> <td>22-3/8"</td> </tr> <tr> <td>Depth</td> <td>2-7/8"</td> <td>2 3/4"</td> </tr> </tbody> </table>		EXIT or STAIR	FIRE ESCAPE, STAIRWAY	Height	8-1/4"	8-3/4"	Width	12-3/8"	22-3/8"	Depth	2-7/8"	2 3/4"
	EXIT or STAIR	FIRE ESCAPE, STAIRWAY											
Height	8-1/4"	8-3/4"											
Width	12-3/8"	22-3/8"											
Depth	2-7/8"	2 3/4"											

ORDERING CODE

SERIES	INSCRIPTIONS	LAMPS	VOLT	FINISH	OPTIONS
SL	+	+	+	+	+
	(*CODE)-R/W (*CODE)-G/W <u>(*CODE)-SG</u> *SEE BELOW	LED PL7 <u>LL (120v only)</u>	120 120 or 277	WH BL <u>MB</u> SS	ST PND-(LENGTH) <u>CPY</u>


INSCRIPTIONS	S I N G L E F A C E				D O U B L E F A C E			
	NO ARROW	ARROW RIGHT	ARROW LEFT	DOUBLE HEADED ARROW	NO ARROW	ARROW RIGHT	ARROW LEFT	DOUBLE HEADED ARROW
EXIT	3	6	9	12	18	21	21	24
STAIRS	2A	5A	8A	11A	17A	20A	20A	23A
STAIRWAY	2	11	8	11	17	20	20	23
FIRE ESCAPE	1	4	7	10	16	19	19	22



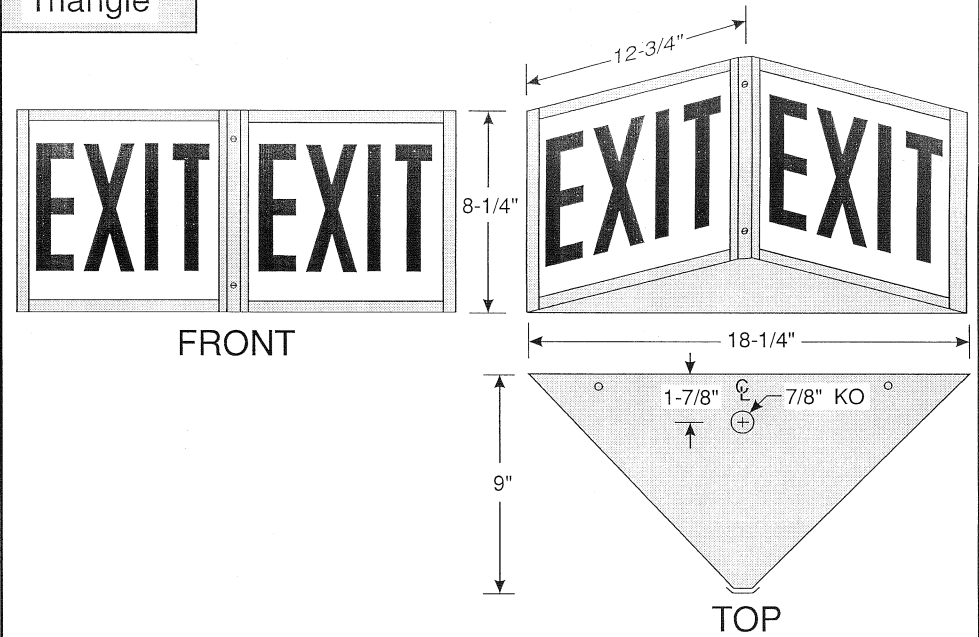
WESTERN LIGHTING, INC.
2349 N. 17th Ave. • Franklin Park, IL 60131-3432
(847) 451-7200 • Fax: (847) 451-7275



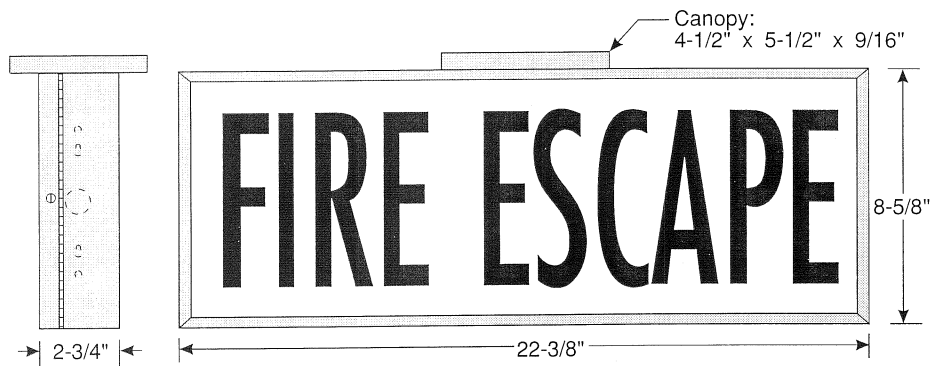
Exit and Stair



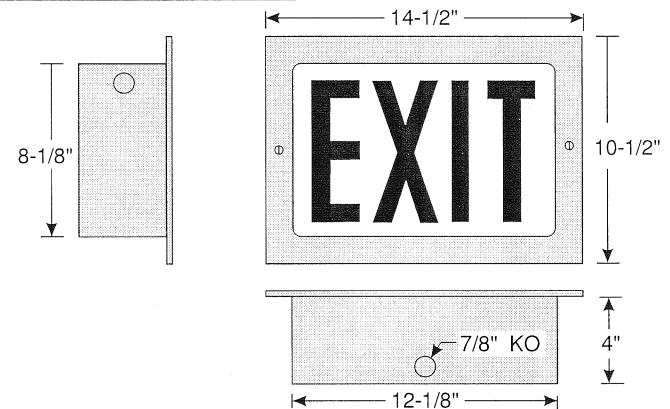
Triangle



Fire Escape, Stairway and Elevator



Recessed Exit and Stair



Drawing #: SL1.3 Date: 2-25-91 Revised: 11-18-91 Scale: NTS

SL Series Exit Fixture
Dimensions



WESTERN LIGHTING, INC.
2349 N. 17th Ave. Franklin Park, IL 60131
(847)451-7200 • Fax (847)451-7275

